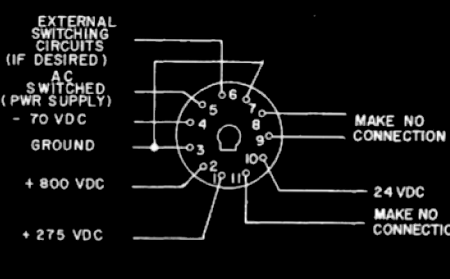
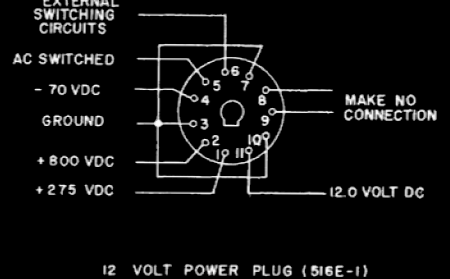



- NOTES:
1. WHEN EXTERNAL VFO IS NOT USED, JUMPER J12 MUST BE CLOSED.
 2. MIC JACK IS MATED WITH PLUG #1 OR EQUIVALENT.
 3. BAND SWITCHES ARE SHOWN AT 3.4 MC. #1 & #4 SELECTED FOR METER CALIBRATION.
 4. MAKE CONNECTIONS TO I50 ON DISBDS AND PIN 3 ON 24 WHEN NOISE BLANKER IS INSTALLED.



1. R14 CLOSED AT MAXIMUM CCW POSITION OF RB.
2. R15 AND R16 JUMPED UNLESS VAF CONVERTERS ARE USED.
3. J22 AND J23 JUMPED UNLESS NOISE BLANKER IS USED.
4. J20 AND J21 JUMPED UNLESS EXTERNAL SWITCH IS USED TO MUTE RECEIVER.
5. C200 SELECTED IN MANUFACTURE.
6. VALVE RHO SELECTED IN MANUFACTURE.